

Emory University School of Medicine  
 Department of Otolaryngology  
 Emory Voice Center  
 presents



## 4th Annual Emory Voice Center Laryngeal Imaging Workshop

February 21-22, 2008

## Transnasal Esophagoscopy:

A Hands-On Workshop

February 23, 2008

## Demystifying Voice Therapy

February 23, 2008

Emory Crawford Long Hospital  
 Atlanta, Georgia



EMORY  
 UNIVERSITY  
 SCHOOL OF  
 MEDICINE

### Continuing Education Credit

#### LARYNGEAL IMAGING WORKSHOP

The Emory University School of Medicine designates this educational activity for a maximum of 12.75 *AMA Physician's Recognition Award Category 1 Credit(s)*<sup>™</sup>. Each physician should only claim credit commensurate with the extent of their participation in the activity.

Valdosta State University is approved by the Continuing Education Board of the American Speech-Language-Hearing Association (ASHA) to provide continuing education activities in speech-language pathology and audiology. This program is offered for 1.3 CEUs for the Laryngeal Imaging Workshop (Advanced level; Professional area). ASHA CE Provider approval does not imply endorsement of course content, specific products, or clinical procedures.

#### TRANSNASAL ESOPHAGOSCOPY

The Emory University School of Medicine designates this educational activity for a maximum of 5.25 *AMA Physician's Recognition Award Category 1 Credit(s)*<sup>™</sup>. Each physician should only claim credit commensurate with the extent of their participation in the activity.

#### DEMYSTIFYING VOICE THERAPY

Valdosta State University is approved by the Continuing Education Board of the American Speech-Language-Hearing Association (ASHA) to provide continuing education activities in speech-language pathology and audiology. This program is offered for 0.5 CEUs for Demystifying Voice Therapy (Advanced level; Professional area). ASHA CE Provider approval does not imply endorsement of course content, specific products, or clinical procedures.

### Tuition

Tuition includes a course syllabus, continental breakfasts and breaks, lunches and other amenities involved in creating a rewarding learning experience. Each course has a maximum registration, so please register early. Written cancellations prior to February 1st will be refunded less a \$100 administrative fee. Cancellations after February 1st are **NON-REFUNDABLE**. Program agenda is subject to change without notice.

### Conference Location and Lodging

The conference will be held at Emory Crawford Long Hospital, 550 Peachtree Road, NE, Atlanta, GA in the Glenn Building. Hotel accommodations can be reserved at the Renaissance Atlanta Hotel Downtown, 590 West Peachtree Street NW, Atlanta, Georgia 30308 USA. The Renaissance Atlanta Hotel combines southern hospitality and first-class service to ensure a most memorable stay. Conveniently located on the edge of both midtown and downtown, this beautiful 503-room hotel location allows guests to easily experience the best of Atlanta's dining, entertainment and shopping. The hotel is located within two blocks of the conference location. A limited number of rooms are available at a special group rate of \$139 for a King or \$159 for a concierge level room (plus tax). Please call 800-468-3571 and ask for the Renaissance Downtown or 1-404-881-6000 to reserve your accommodations as soon as possible but not later than February 1, 2008. Be sure to ask for the **Emory Laryngeal Voice Center Workshops** meeting.

[www.renaissanceatlantadowntown.com](http://www.renaissanceatlantadowntown.com)

# Laryngeal Imaging Workshop

February 21-22, 2008

## INSTRUCTIONAL PERSONNEL:

### EDIE R. HAPNER, PHD Course Director

Director Speech-Language Pathology, EmoryVoice Center  
Assistant Professor  
Department of Otolaryngology-Head and Neck Surgery  
Emory University School of Medicine

### MICHAEL M. JOHNS, III MD Course Director

Director, EmoryVoice Center  
Assistant Professor  
Department of Otolaryngology- Head and Neck Surgery  
Emory University School of Medicine

### ADAM KLEIN, MD Course Director

Laryngologist-EmoryVoice Center  
Assistant Professor  
Department of Otolaryngology- Head and Neck Surgery  
Emory University School of Medicine

### JOHN M. DELGAUDIO, MD

Chief of Rhinology  
Associate Professor  
Department of Otolaryngology- Head and Neck Surgery  
Emory University School of Medicine

### MARINA GILMAN, MM, MA, CCC-SLP

Speech Pathologist-Singing Voice Specialist  
EmoryVoice Center  
Department of Otolaryngology-Head and Neck Surgery

### YUMI SUMIDA, MFA, MS

Speech Pathologist  
Clinical Fellow-EmoryVoice Center 2007-2008

### MAIA BRADEN, MA, CCC-SLP

Speech Pathologist, Singing Voice Specialist  
Center for Laryngeal Surgery and Voice Rehabilitation, Boston, MA  
Clinical Fellow-EmoryVoice Center 2006-2007

### AMY FIELDS, MM, MS, CCC-SLP

Director of Speech Language Pathology  
Excell ENT, Inc. Columbus, Ohio  
Clinical Fellow-EmoryVoice Center 2005-2006

## COURSE DESCRIPTION

This course will include didactic and laboratory sessions. There will be 5 hours of guided hands-on laboratory practice time in small groups. Day One didactic sessions will feature lectures on flexible and rigid laryngoscopy, stroboscopy, and interpretation. The didactic sessions on Day Two will be discipline specific. Track One will feature lectures on anesthetizing the larynx and subglottal space, Otolaryngology in-office procedures, TNE, and report generation and billing for Otolaryngologists. Track Two will feature lectures on anesthesia and the Speech Pathologist, report generation and billing for the Speech Pathologist, and relating the examination to voice therapy. Hands-on practice in interpretation will be emphasized and participants will have the opportunity for interpretation practice in small groups. Exhibitors will display an array of state of the art instrumentation, endoscopes, and literature pertinent to laryngeal imaging and voice evaluations.

## LEARNING OBJECTIVES

1. Participants will distinguish the appropriate application of laryngeal imaging for diagnosing voice disorders.
2. Participants will demonstrate endoscope management, universal precautions, and the risk of use of topical anesthetic.
3. Participants will develop basic endoscopic techniques for use of the rigid and flexible endoscopes.
4. Participants will develop an introduction -intermediate level skill of interpreting laryngeal imaging examinations.

## TARGET AUDIENCE

A hands-on workshop for Otolaryngologists, Speech Pathologists, and Physician's Assistants interested in performing laryngeal imaging examinations and stroboscopy.

# Laryngeal Imaging Workshop

Thursday, February 21, 2008

12:00 pm	Registration
12:30	<b>WELCOME AND ANNOUNCEMENTS</b>
12:45	<b>LARYNGEAL IMAGING: WHAT, WHEN, WHY</b>
1:15	<b>STROBOSCOPY / PARAMETERS OF IMPORTANCE</b>
1:45	<b>RIGID LARYNGEAL IMAGING TECHNIQUE</b>
2:00	<b>FLEXIBLE LARYNGEAL IMAGING TECHNIQUE</b>
2:30	<b>BREAK</b>
2:45	<b>COMMON FINDINGS IN THE LARYNGEAL VIDEOSTROBOSCOPY EXAM</b>
3:30	<b>MAXIMIZING YOUR EXAMINATION</b>
4:15	<b>SAVING YOUR BACK</b>
4:30	<b>QUESTIONS AND ANSWERS</b>
5:00	<b>HANDS-ON PRACTICE WITH LARYNGEAL IMAGING</b>
7:00	<b>WINE AND CHEESE RECEPTION</b>

Friday, February 22, 2008

7:30 am	<b>BREAKFAST AND REGISTRATION</b>
8:00	<b>HANDS ON PRACTICE WITH LARYNGEAL IMAGING</b>
11:00	<b>LUNCH PROVIDED</b>

## TRACK ONE: PHYSICIANS

12:15 pm	<b>STROBOSCOPY INTERPRETATION FOR PHYSICIANS: NOMENCLATURE AND CASES</b>
1:15	<b>CHOOSING EQUIPMENT THAT IS RIGHT FOR YOU</b>
1:45	<b>IN-OFFICE MEDICAL/SURGICAL PROCEDURES: ADVANCING THE FRONTIERS</b>
2:20	<b>CODING AND REIMBURSEMENT FOR PHYSICIANS</b>

## TRACK TWO: SPEECH LANGUAGE PATHOLOGISTS

12:15 pm	<b>BILLING AND REIMBURSEMENT FOR THE SPEECH LANGUAGE PATHOLOGIST</b>
1:15	<b>REPORT GENERATION</b>
1:45	<b>USE OF TOPICAL ANESTHESIA</b>
2:15	<b>MAKING IT WORK: SPEECH PATHOLOGY AND OTOLARYNGOLOGY PARTNERSHIPS</b>
2:45	<b>BREAK</b>
3:00	<b>GRAND ROUNDS</b>
4:00	<b>QUESTIONS AND ANSWERS</b>
4:30	<b>ADJOURN</b>

# Transnasal Esophagoscopy: A Hands-On Workshop

Saturday, February 23, 2008

## COURSE DIRECTORS

### Michael M. Johns, MD

Director, Emory Voice Center, Assistant Professor, Emory University

### Adam M. Klein, MD

Laryngologist, Emory Voice Center, Assistant Professor, Emory University

## DISTINGUISHED GUEST FACULTY

### Gregory N. Postma, MD

Director, Center for Voice and Swallowing Disorders  
Professor, Department of Otolaryngology-Head and Neck Surgery  
Medical College of Georgia, Augusta, Georgia

## COURSE DESCRIPTION

This hands-on participation conference will convey the latest information on using transnasal esophagoscopy to evaluate and treat benign and malignant esophageal disorders. A hands-on laboratory practicum will enable participants to learn and practice the technique of transnasal esophagoscopy under expert guidance.

## LEARNING OBJECTIVES

At the end of this session, the participant will be able to:

1. Understand the indications for transnasal esophagoscopy in office practice.
2. Review common benign and malignant esophageal disorders appropriate for office evaluation with transnasal esophagoscopy.
3. Discuss the limitations and complications of transnasal esophagoscopy.
4. Review the use of transnasal esophagoscopy in managing the head and neck cancer patient.
5. Become familiar with coding procedures for transnasal esophagoscopy.
6. Practice transnasal esophagoscopy.

## TARGET AUDIENCE

This course is designed for practicing otolaryngologists and gastroenterologists with an interest in learning how to incorporate transnasal esophagoscopy into clinical practice.

## AGENDA

8:00 am	<b>REGISTRATION</b>
8:30	<b>WELCOME AND INTRODUCTION TO COURSE</b>
8:35	<b>WHY TRANSNASAL ESOPHAGOSCOPY?</b>
8:50	<b>INDICATIONS FOR TRANSNASAL ESOPHAGOSCOPY</b>
9:10	<b>INTERPRETATION</b>
9:30	<b>DISCUSSION</b>
9:40	<b>BARRETT'S ESOPHAGUS</b>
9:55	<b>BREAK AND VISIT WITH EXHIBITORS</b>
10:10	<b>EXPERIENCE AND COMPLICATIONS</b>
10:30	<b>TRANSNASAL ESOPHAGOSCOPY: ROLE IN HEAD AND NECK ONCOLOGY</b>
10:45	<b>DISCUSSION</b>
10:55	<b>IN-OFFICE PROCEDURES</b>
11:10	<b>CODING AND NEW INNOVATIONS</b>
11:30	<b>TECHNIQUE AND LIVE DEMONSTRATION</b>
11:45	<b>DISCUSSION/QUESTION AND ANSWER</b>
12:00 pm	<b>HANDS-ON PRACTICUM / BOX LUNCH</b>
2:00	<b>ADJOURN</b>

# Demystifying Voice Therapy

Saturday, February 23, 2008

## EDIE R. HAPNER, PHD CCC-SLP Course Director

Director of Speech Language Pathology, Emory Voice Center  
Assistant Professor, Emory University

## MARINA GILMAN, MM MA CCC-SLP Course Director

Speech Language Pathologist, Singing Voice Specialist  
Emory Voice Center

## YUMI SUMIDA, MFA, MS

Speech Pathologist  
Clinical Fellow-Emory Voice Center 2007-2008

## COURSE DESCRIPTION

Many clinicians feel they are inadequately prepared to assess and treat persons' with voice disorders due to lack of objective testing equipment, and/or the recent shift towards physiologically based treatment techniques. As more multidisciplinary voice centers emerge bringing more attention to voice, there will be a greater need for treatment for persons' with voice disorders.

## LEARNING OBJECTIVES

1. Increase reliability of perceptual voice ratings.
2. Identify key features of the Otolaryngologists evaluation that will assist with therapy planning.
3. Use a decision making tree provided to develop a physiologically based treatment plan for a variety of voice disorders.
4. Utilize evidence based decision making in developing a treatment plan for a variety of voice disorders.

## TARGET AUDIENCE

Speech Pathologists - Instructional level: Beginner to intermediate.

## AGENDA

8:00 am	<b>REGISTRATION AND BREAKFAST</b>
8:30	<b>THE LISTENING EXAMINATION</b>
9:15	<b>OBJECTIVE TESTING IN THE LAB, THE OFFICE, OR THE CLASSROOM</b>
10:00	<b>BREAK</b>
10:15	<b>DIAGNOSTIC TRIAGE</b>
11:00	<b>PLANNING THERAPY</b>
11:45	<b>LUNCH PROVIDED</b>
12:15 pm	<b>TREATMENT TECHNIQUES</b>
1:00	<b>HANDS ON PRACTICE OF TREATMENT TECH- NIQUES</b>
2:00	<b>BREAK</b>
2:15	<b>GRAND ROUNDS</b>
3:00	<b>QUESTIONS AND CEU PAPERWORK</b>
3:30	<b>ADJOURN</b>

**4th Annual Emory Voice Center  
Laryngeal Voice Center Workshops  
February 21 - 23, 2008**

**All information must be completed**

Name \_\_\_\_\_

Address \_\_\_\_\_

City \_\_\_\_\_

State \_\_\_\_\_ Zip \_\_\_\_\_

Phone (\_\_\_\_\_) \_\_\_\_\_

Fax (\_\_\_\_\_) \_\_\_\_\_

Social Security No. (Last 4 digits) \_\_\_\_\_  
(Required for CME credit tracking)

Email Address (required) \_\_\_\_\_


Specialty/Discipline \_\_\_\_\_

Degree \_\_\_\_ BS \_\_\_\_ MS/MA \_\_\_\_ PhD \_\_\_\_ MD

Level of skill:

Rigid:  Beginner  Limited Skill  Skilled

Flexible:  Beginner  Limited Skill  Skilled



 Special Needs \_\_\_\_\_

**TUITION:**

- Laryngeal Imaging ( Feb 21-22): \$400
- TNE (Feb 23): \$400
- Laryngeal Imaging and TNE (Feb 21-23): \$600
- Voice Therapy (Feb 23): \$200
- Laryngeal Imaging and Voice Therapy (Feb 21-23): \$500

Registration closes February 1, 2008 or conference maximum.

Make check payable to: **EMORY UNIVERSITY SCHOOL OF MEDICINE**  
Or pay by credit card (Complete form below.)

<input type="checkbox"/> 	<input type="checkbox"/> 
Expiration Date _____	
Card Number _____	
Name _____	
Signature _____	

Detach and mail or fax to:

**CONTINUING MEDICAL EDUCATION**  
Emory University School of Medicine  
1462 Clifton Road, N.E., Suite 276  
Atlanta, Georgia 30322  
[cme@emory.edu](mailto:cme@emory.edu)

Phone:(404) 727-5695  
Toll Free: (888) 727-5695  
Fax:(404) 727-5667  
Email: